


# Parts List, Form No. 100518, Back sheet 6 of 9

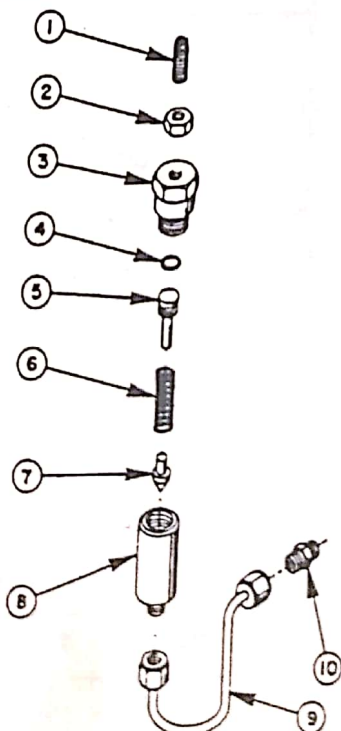
Item No.	Part No.	No. Req'd	Description	Item No.	Part No.	No. Req'd	Description
1	10016	3	Soc. Hd. Cap Screw (1/4-20 UNC X 1" Lg.)	9	20771	1	Poppet
2	*27207	1	Basic Pump Ass'y Replacement (See chart below)	10	10425	1	Compression Spring (3/8 O.D. X 3/4 Lg.)
	*28348	1	Basic Pump Ass'y Replacement (See chart below)	11	10261	1	Copper Washer (3/4 X 19/32 X 1/32)
3	251689	1	Filler Plug	12	20770	1	Connector (Torque to 40/45 ft. lbs.)
	20937	1	Vent Cap (For PE552S-230-EMP)	13	10015	2	Soc. Hd. Cap Screw (1/4-28 UNF X 1" Lg.; Torque to 180 in. lbs.)
4	40064WH2	1	Cover	14	10177	10	Mach. Screw
5	40164	1	Gasket	15	10266	1	O-ring (3/8 X 1/4 X 1/16)
6	22360	1	Pressure Regulator Ass'y (See below)	16	10268	1	O-ring (1/2 X 3/8 X 1/16)
7	21278	1	Relief Valve (Set at 10,100/10,700 PSI)	17	11863	1	Teflon Backup Washer
	21278-50	1	Relief Valve (Set at 5,100/5,700 PSI)	18	20787	1	Valve Connector
	21278-83	1	Relief Valve (Set at 8,400/9,000 PSI; For PE554-HYDRA)	19	10430	2	Tube Sleeve
8	20776	1	Valve Body	20	10431	2	Tube Nut
				21	21045	1	Oil Line
				22	21344	1	Filter Ass'y (Includes Item 23)
				23	10300	1	O-ring (5/8 X 15/32 X 5/62)
				24	200415	1	O-ring (13/16 X 5/8 X 3/32, Not included on PE552S-230-EMP)



\*Includes all items on sheet 7 of 9 and items 1, 7, 8, 9, 10, 11, 12, 13, 15 & 22 on this sheet.

## HIGH SPEED (12,000 RPM)

Series	Max. PSI	Basic Pump & Cover Plate Ass'y	Basic Pump Replacement	High Pressure Pump Ass'y Used	No. of Pistons
PE55A, PE55B, 4060, 4061, 4062, 4063, 4064, 4065, 4070, Y26A, Y26B, 3S6224, 8S8033, JT07192, All PE55 Series except PE554-HYDRA	10,000	50403	*27207	33113	3
100220, 100220-230, 4080, 4081, Y60A, Y60B	5,000	50405	*28348	33114	6

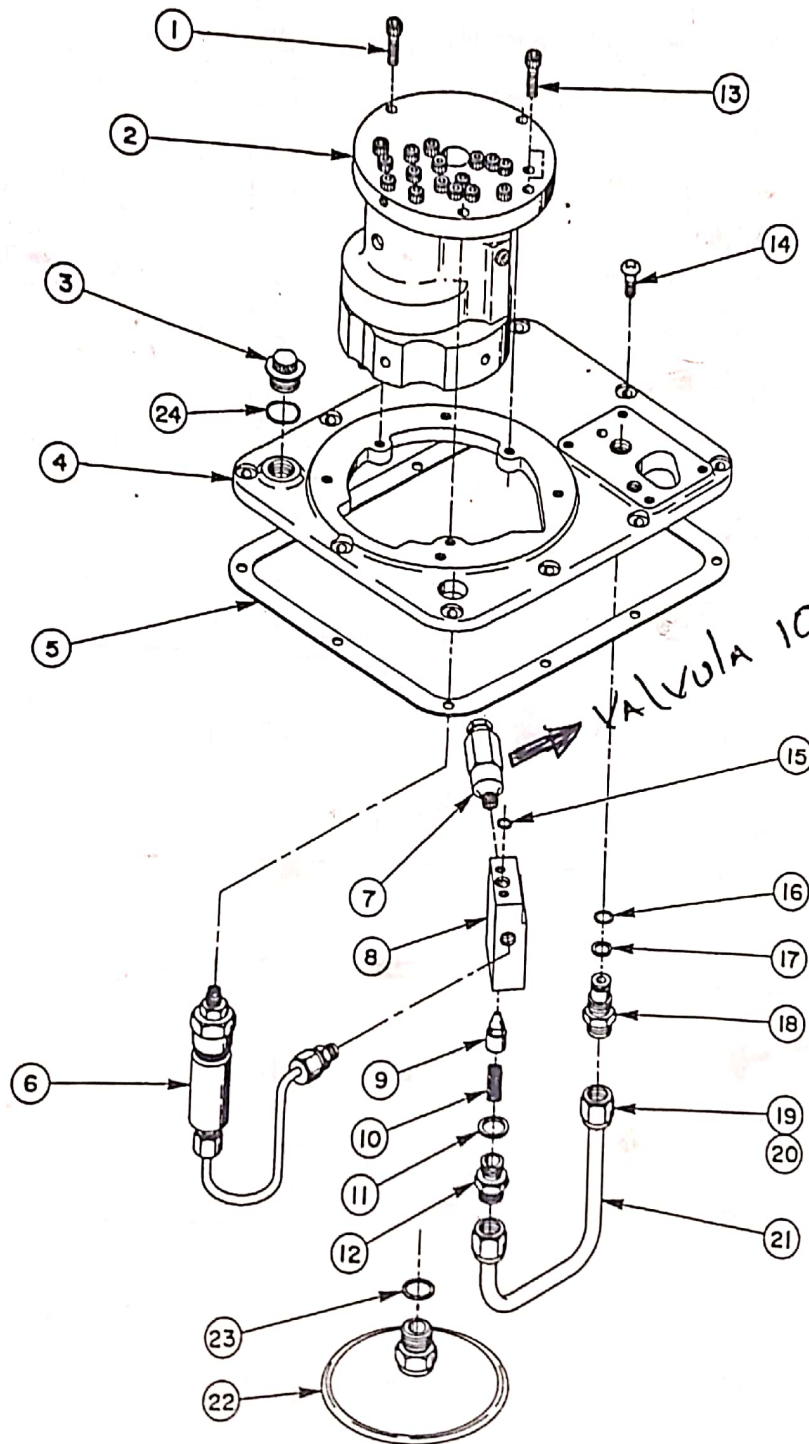


## PRESSURE REGULATOR ASSEMBLY

Item No.	Part No.	No. Req'd	Description
1	22362	1	Adjusting Screw
2	10386	1	Hex Jam Nut
3	21305	1	Valve Cap
4	10268	1	O-ring (1/2 X 3/8 X 1/16)
5	21306	1	Spring Guide
6	10495	1	Compression Spring (1/2 O.D. X 1-5/8 Lg.)
7	21046	1	Valve Stem
8	22361	1	Body
9	29267	1	Oil Line Ass'y (With nuts)
10	14844	1	Connector Fitting

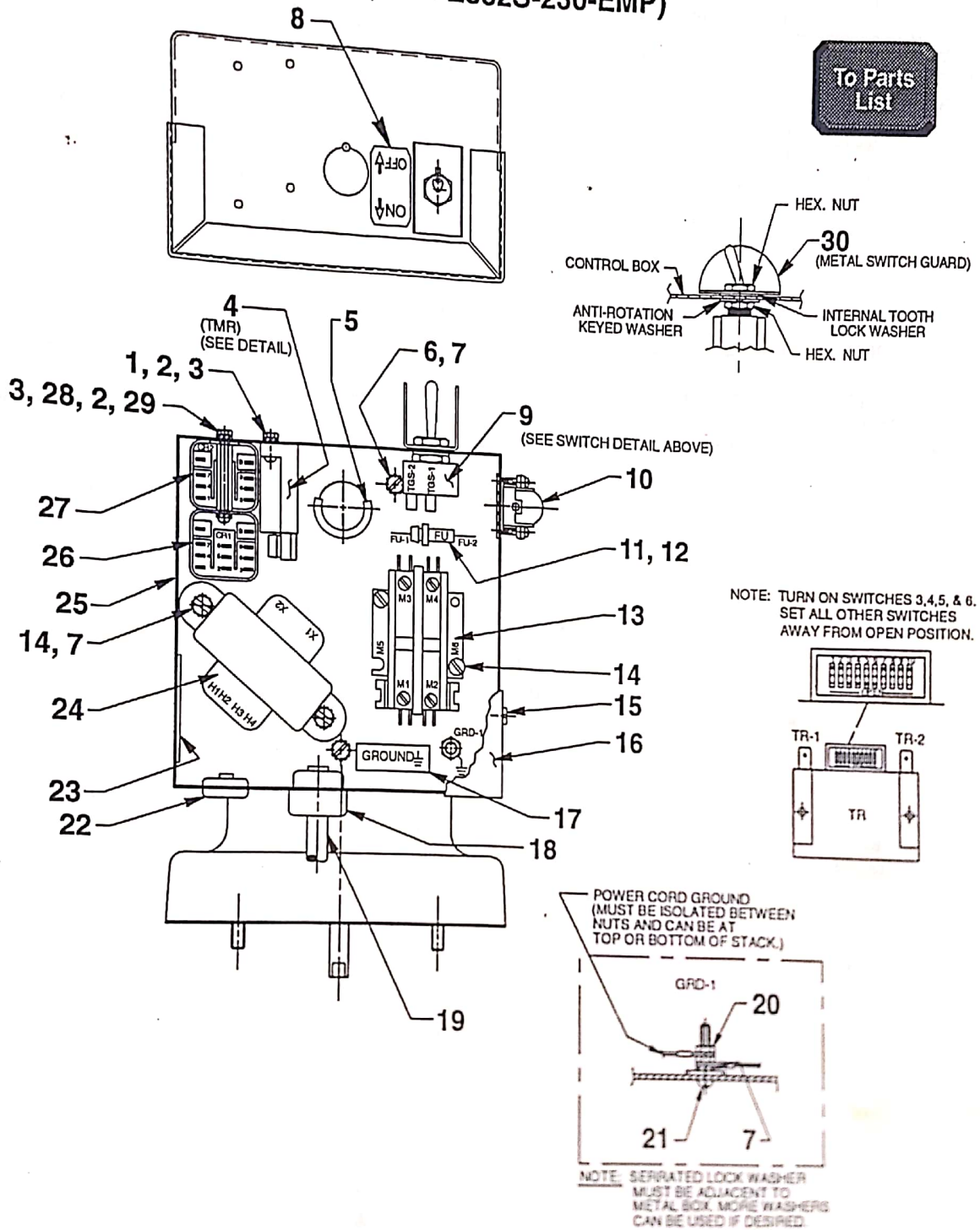
# GENERAL PUMP ASSEMBLY

To Parts List



# MOTOR CONTROL ASSEMBLY (For PE552S-230-EMP)

To Parts  
List





# Parts List, Form No. 100518, Back sheet 5 of 9

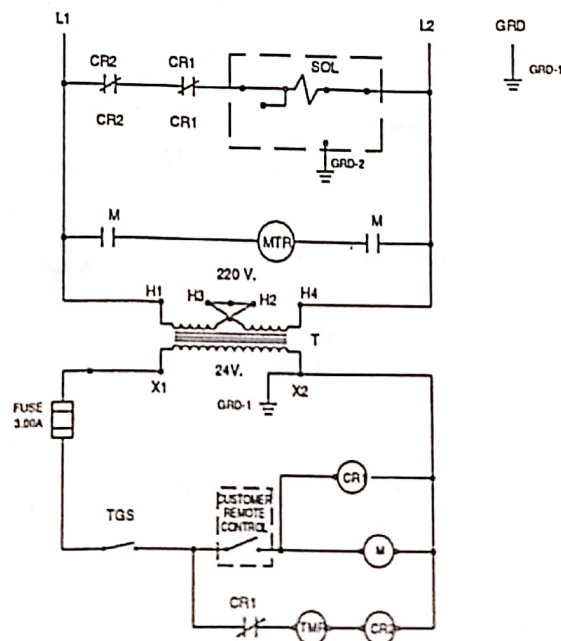
Item No.	Part No.	No. Req'd	Description
1	11426	2	Screw, Round Hd (6-32 x 1/2)
2	15906	2	Washer, Tooth Ext (.31 x .15)
3	10195	4	Nut, Hex (6-32)
4	251467	1	Timer, Adjustable
5	15497	1	Grommet, Rubber
6	10164	3	Screw, Round Hd (10-24 x 3/8)
7	11108	6	Washer, Tooth Ext. (.40 x .20)
8	205409	1	Decal, Indicator
9	12301	1	Switch, Toggle
10	11144	2	Connector, 90 degree Elbow
11	206962	1	Fuse, (3 AMP 250 V)
12	16887	1	Holder, Fuse
13	420718-4	1	Contactor, 2 Pole
14	11539	4	Screw, Pan Hd (8-18 x 3/8)
15	14812	4	Screw, Pan Hd (8-18 x 3/8)
16	43126WH2	1	Cover, Control Box
17	205189	1	Decal, Label Ground

Item No.	Part No.	No. Req's	Description
18	210112	1	Bushing, Strain Relief
19	308752	8 ft.	Cable (14/3 SJTO)
20	10197	2	Nut, Hex (10-24)
21	11856	1	Screw, Round Hd (10-24 x 1)
22	15993	1	Bushing, Strain Relief
23	250150	1	Decal, Warning
24	11852	1	Transformer
25	51218WH2	1	Box, Electrical Control
26	305602	1	Relay, General Purpose
27	39092	1	Relay, General Purpose
28	17563	2	Screw, Pan Hd (6-32 x 1/4)
29	215376	2	Standoff Threaded
30	352061	1	Guard, Switch

PARTS INCLUDED BUT NOT SHOWN  
200188 1 Decal, Warning Important



## ELECTRICAL SCHEMATIC 220 V., 50 Hz. Single Phase



Note: Shaded areas reflect last revision(s) made to this form.